

Force Engineering & Testing

19530 Ramblewood Drive
Humble, Texas 77338
Phone: (281) 540-6603 FAX: (281) 540-9966
Website: www.forceengineeringtesting.com

Product Evaluation Report
SUNSHINE METAL SUPPLY, INC.

1" SunlocEZ 24 Ga. Roof Panel over 15/32" Plywood

Florida Product Approval # 41159.2

Florida Building Code 2020
Per Rule 61G20-3
Method: 1 –D


Category: Roofing
Subcategory: Metal Roofing
Compliance Method: 61G20-3.005(1)(d)
NON HVHZ

Product Manufacturer:
Sunshine Metal Supply, Inc.
719 Cattleman Road
Sarasota, Florida 34232

Engineer Evaluator:
Johnathan Green, P.E. # 88223
Florida Evaluation ANE ID: 12901

Validator:
Brian Jaks, P.E. # 70159


Contents:
Evaluation Report Pages 1 – 4



APR 11 2022

THIS ITEM HAS BEEN DIGITALLY SIGNED AND SEALED BY JOHNATHAN GREEN ON THE DATE ADJACENT TO THE SEAL.

PRINTED COPIES OF THIS DOCUMENT ARE NOT CONSIDERED SIGNED AND SEALED AND THE SIGNATURE MUST BE VERIFIED ON ANY ELECTRONIC COPIES.



Force Engineering & Testing

19530 Ramblewood Drive

Humble, Texas 77338

Phone: (281) 540-6603 FAX: (281) 540-9966

Website: www.forceengineeringtesting.com

Compliance Statement: The product as described in this report has demonstrated compliance with the Florida Building Code 2020, Sections 1504.3.2.

Product Description: 1" SunlocEZ Roof Panel, 24 Ga. Steel, 16" Coverage, 1" Snap lock Roof Panel fastened to minimum 15/32" APA Plywood decking. Non-Structural Application.

Panel Material/Standards: Material: 24 Ga. Steel, ASTM A792 or ASTM A653 G90 conforming to Florida Building Code 2020 Section 1507.4.3. Paint finish optional.
Yield Strength: Min. 50.0 ksi
Corrosion Resistance: Panel Material shall comply with Florida Building Code 2020, Section 1507.4.3.


Panel Dimension(s): Thickness: 24 Ga.: 0.024" min.
Width: 16" Maximum Coverage
Rib Height: 1"
Panel Seam: Snap lock with fastener flange on male rib with 3/16"x1" slots at 5 3/16" O.C.

Roof Clip Fastener: (1) #12-8 x 1" Panclip XLP MTW or approved equal
1/4" minimum penetration through plywood
Corrosion Resistance: Per Florida Building Code 2020, Section 1507.4.4.

Substrate Description: Min. 15/32" thick, APA Rated plywood over supports at maximum 24" O.C.
Design of plywood and plywood supports are outside the scope of this evaluation. Substrate must be designed in accordance w/ Florida Building Code.


Allowable Design Uplift Pressures:

Maximum Total Uplift Design Pressure:	-101.0 psf	-71.4 psf	-41.7 psf
Fastener Spacing:	5 3/16" O.C.	10 3/8" O.C.	15 9/16" O.C.



THIS ITEM HAS BEEN DIGITALLY SIGNED AND SEALED BY JOHNATHAN GREEN ON THE DATE ADJACENT TO THE SEAL.

PRINTED COPIES OF THIS DOCUMENT ARE NOT CONSIDERED SIGNED AND SEALED AND THE SIGNATURE MUST BE VERIFIED ON ANY ELECTRONIC COPIES.




Force Engineering & Testing

19530 Ramblewood Drive
Humble, Texas 77338

Phone: (281) 540-6603 FAX: (281) 540-9966

Website: www.forceengineeringtesting.com


- Code Compliance:** The product described herein has demonstrated compliance with The Florida Building Code 2020, Section 1504.3.2.
- Evaluation Report Scope:** The product evaluation is limited to compliance with the structural wind load requirements of the Florida Building Code 2020, as relates to Rule 61G20-3.
- Performance Standards:** The product described herein has demonstrated compliance with:
- UL 580-06 - Test for Uplift Resistance of Roof Assemblies
 - UL 1897-2012 - Uplift Test for Roof Covering Systems
- Reference Data:**
1. UL 580-06 / 1897-12 Uplift Test
Force Engineering & Testing (FBC Organization # TST-5328)
Report No. 596-0005T-22
 2. Certificate of Independence
By Johnathan Green, P.E. #88223
- Quality Assurance Entity:** The manufacturer has established compliance of roof panel products in accordance with the Florida Building Code and Rule 61G20-3.005 (3) for manufacturing under a quality assurance program audited by an approved quality assurance entity.
- Minimum Slope Range:** Minimum Slope shall comply with Florida Building Code 2020, including Section 1507.4.2 and in accordance with Manufacturers recommendations. For slopes less than 3:12, lap sealant must be used in the panel side laps.
- Installation:** Install per manufacturer’s recommended details.
- Underlayment:** Per Florida Building Code 2020, Section 1507.1 and manufacturer’s installation guidelines.



APR 11 2022

THIS ITEM HAS BEEN DIGITALLY SIGNED AND SEALED BY JOHNATHAN GREEN ON THE DATE ADJACENT TO THE SEAL.

PRINTED COPIES OF THIS DOCUMENT ARE NOT CONSIDERED SIGNED AND SEALED AND THE SIGNATURE MUST BE VERIFIED ON ANY ELECTRONIC COPIES.



Force Engineering & Testing

19530 Ramblewood Drive
Humble, Texas 77338

Phone: (281) 540-6603 FAX: (281) 540-9966

Website: www.forceengineeringtesting.com

Roof Panel Fire Classification:

Fire classification is not part of this evaluation.


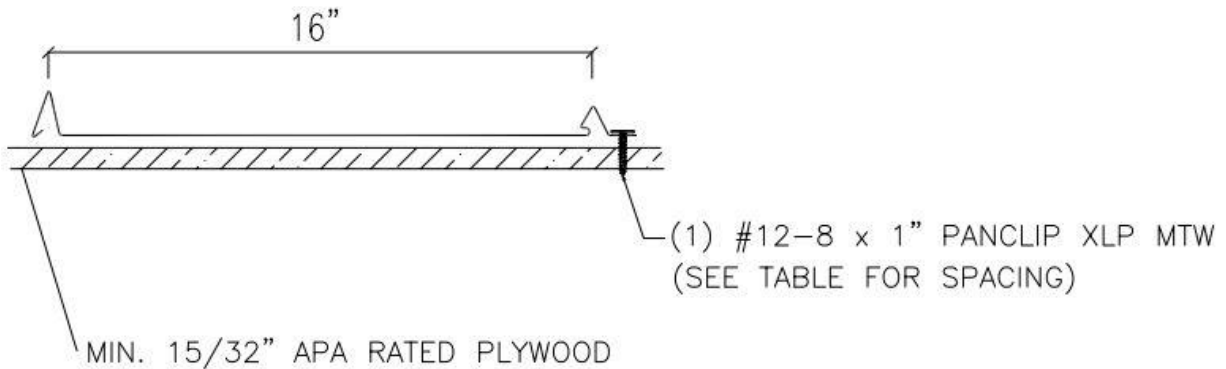
Shear Diaphragm:

Shear diaphragm values are outside the scope of this report.

Design Procedure:

Based on the dimensions of the structure, appropriate wind loads are determined using Chapter 16 of the Florida Building Code 2020 for roof cladding wind loads. These component wind loads for roof cladding are compared to the allowable pressure listed above. The design professional shall select the appropriate erection details to reference in his drawings for proper fastener attachment to his structure and analyze the panel fasteners for pullout and pullover. Support framing must be in compliance with Florida Building Code 2020 Chapter 22 for steel, Chapter 23 for wood and Chapter 16 for structural loading.

1" SUNLOCEZ 24 GA. PANEL



THIS ITEM HAS BEEN DIGITALLY SIGNED AND SEALED BY JOHNATHAN GREEN ON THE DATE ADJACENT TO THE SEAL.

PRINTED COPIES OF THIS DOCUMENT ARE NOT CONSIDERED SIGNED AND SEALED AND THE SIGNATURE MUST BE VERIFIED ON ANY ELECTRONIC COPIES.